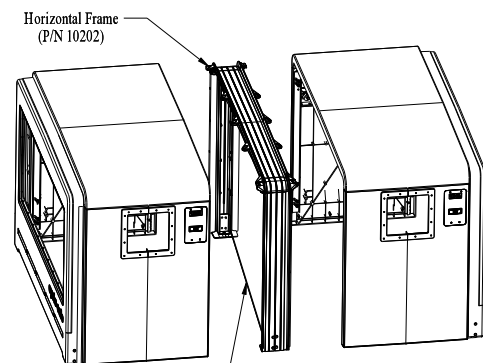
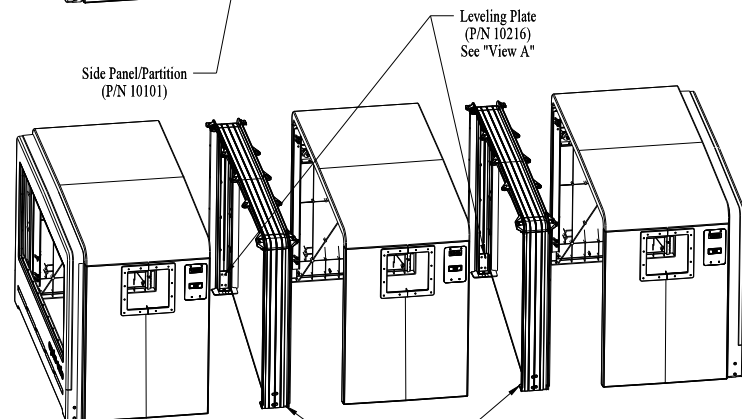


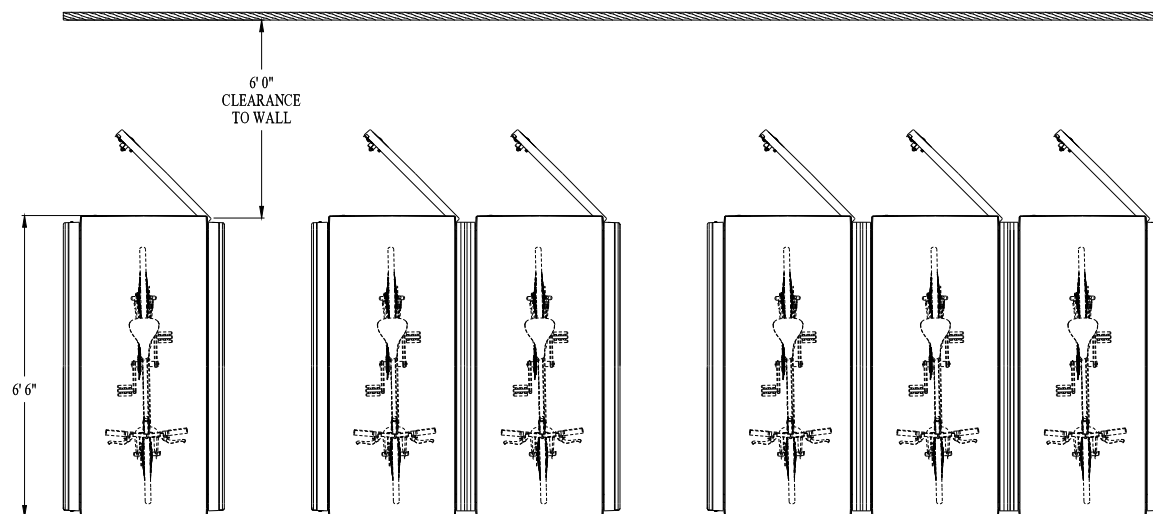
View A



Side Panel/Partition
(P/N 10101)



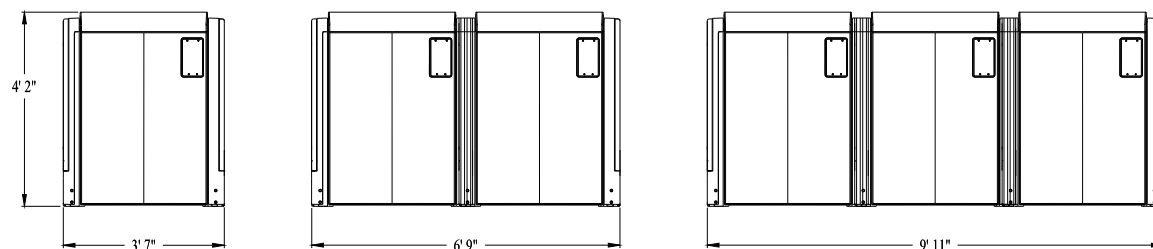
Vertical Frame
(P/N 10201)



Single Unit {S01} Locker
Single-Entry Access = (1) Bike
Door Opening = 30.5\" W x 45\" H

Double Unit {S02} Locker
Single-Entry Access = (2) Bikes
Door Opening = 30.5\" W x 45\" H

Triple Unit {S03} Locker
Single-Entry Access = (3) Bikes
Door Opening = 30.5\" W x 45\" H



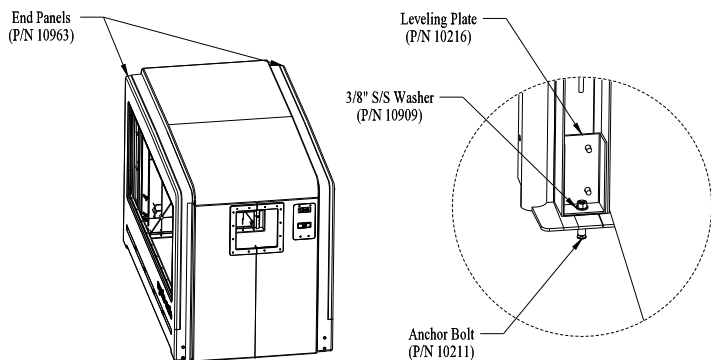
- Notes: When joining Additional Locker Units;
replace (1) of the End Panels with:
- (1) Horizontal Frame,
 - (2) Vertical Frames
"one in front and one in back",
 - (2) Leveling Plates "one in front and
one in back", and
 - (1) Side Panel.

The End Panel will be relocated at the
"Opened End" to create a Closed
Locker System.

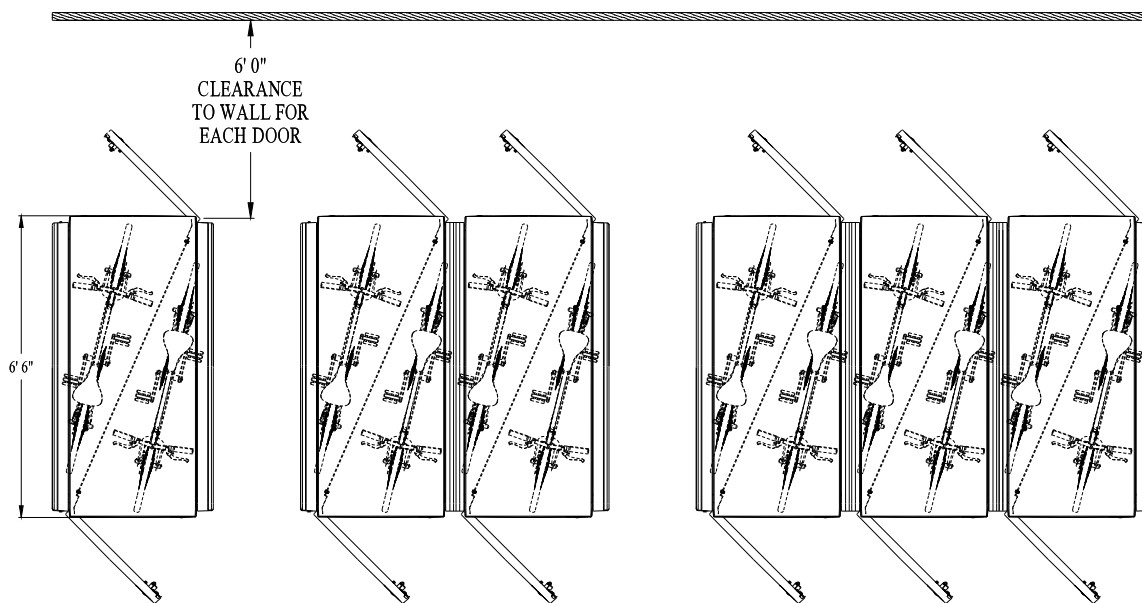
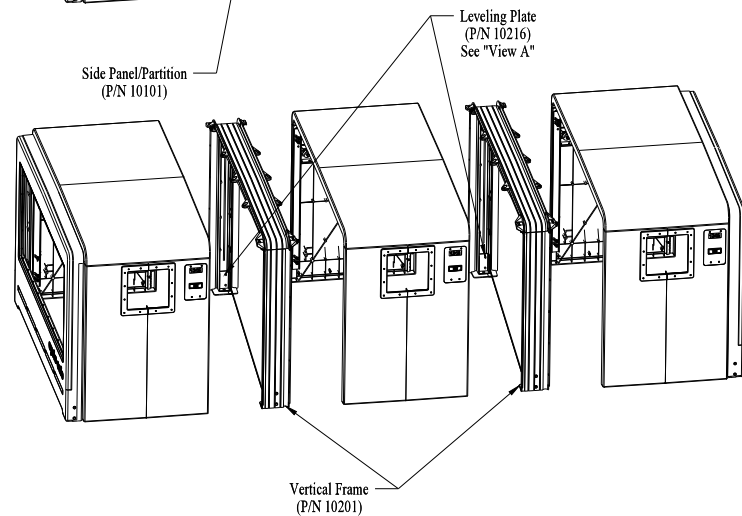
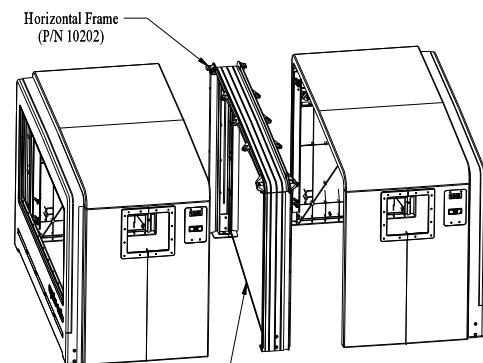
AREA MATRIX	S1	S2	S3	S4	S5	S6	S7	S8	S9	S10
SQUARE FT	21	39	57	74	92	110	128	145	163	181
AREA / BIKE	21	19	18	18	18	18	18	18	18	18

CycleSafe, Inc.
GRAND RAPIDS, MI 49546
www.cyclesafe.com

A	RELEASE FOR PRODUCTION	05/06/10
REV	DESCRIPTION	DATE
PROPARK {1-TIER} SINGLE-ENTRY {VIEW-THRU}		
REV	LOCKER CONFIGURATIONS	LS 4.1.004
D		A



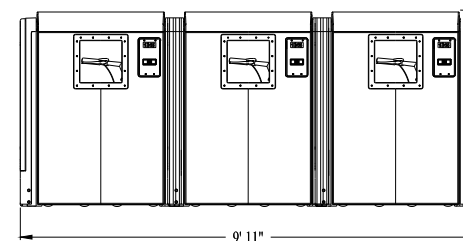
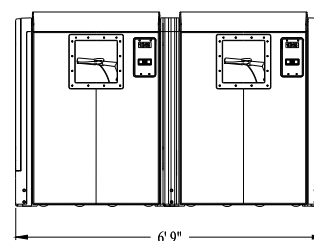
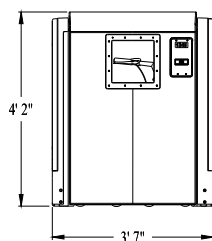
View A



Single Unit (M02) Locker
Double-Entry Access = (2) Bikes
Door Opening = 30.5\"/>

Double Unit (M04) Locker
Double-Entry Access = (4) Bikes
Door Opening = 30.5\"/>

Triple Unit (M06) Locker
Double-Entry Access = (6) Bikes
Door Opening = 30.5\"/>



Notes: When joining Additional Locker Units;
replace (1) of the End Panels with:
(1) Horizontal Frame,
(2) Vertical Frames "one in front and one in back",
(2) Leveling Plates "one in front and one in back", and
(1) Side Panel.

The End Panel will be relocated at the
"Opened End" to create a Closed
Locker System.

AREA MATRIX	M2	M4	M6	M8	M10	M12	M14	M16	M18	M20
SQUARE FT	21	39	57	74	92	110	128	145	163	181
AREA / BIKE	11	10	9	9	9	9	9	9	9	9

CycleSafe, Inc.
GRAND RAPIDS, MI 49546
www.cyclesafe.com

A	RELEASE FOR PRODUCTION	05/06/10
REV	DESCRIPTION	DATE
PROPARK {1-TIER} DOUBLE-ENTRY {VIEW-THRU}		
REV D	LOCKER CONFIGURATIONS	LS 4.1.004
		REV A